




**MAKE:** SUZUKI **TYPE:** Vitara  
**MODEL:** **YEAR:** 1991 - 1998  
**DETAIL:** 1.6L, 2.0L, 2.0L V6, 2.5L V6, 2.0L TD/Di  
 5 Door LWB  
 Escudo, Sidekick **SUZ-52**



SUZUKI

FRONT	QTY	PART NUMBER
<b>COIL SPRING</b>		
		
<b>Suits: 1.6L 8 Valve Engine</b>		
Linear Rate Raised Height (30mm Lift) Up to 35Kg Accessories (Bull Bar OR Winch)	1	<b>C57-012 (A)</b>
<b>Suits: 1.6L 16 Valve Engine</b>		
Linear Rate Raised Height (30mm Lift)	1	<b>C57-016 (A)</b>
Linear Rate Raised Height (30mm Lift) 40 - 80Kg Accessories (Bull Bar and Winch)	1	<b>C57-018 (A)</b>
<b>Suits: 2.0L 4 Cyl, 2.0L V6</b>		
Linear Rate Raised Height (30mm Lift) Up to 40Kg Accessories (Bull Bar OR Winch)	1	<b>C57-018 (A)</b>
Linear Rate Raised Height (25mm Lift) 40 - 80Kg Accessories (Bull Bar and Winch)	1	<b>C57-034 (A)</b>
<b>Suits: 2.0L TD / Tdi. 2.5L V6</b>		
Linear Rate Raised Height (35mm Lift)	1	<b>C57-034 (A)</b>
<b>SHOCK ABSORBER</b>		
		
Heavy Duty Twin Tube Gas Strut	2	<b>GS57-620</b>
<b>UNDER BODY BUSH KIT</b>		
		
See Rear Under Body Bush Kit		
<b>CAMBER ADJUSTMENT KIT</b>		
Kit Contains: 2 x Cam Bolts		
±1.2° for Lower Control Arm Camber Adjustment	1	<b>WA57-505K</b>
Raising vehicle will effect wheel alignment. It is recommended that this camber adjustment kit be fitted and a wheel alignment carried out.		

REAR	QTY	PART NUMBER
<b>COIL SPRING</b>		
		
Linear Rate Raised Height (30mm Lift) Light Load to GVM	1	<b>C57-017 (A)</b>
Linear Rate Raised Height (35mm Lift) Medium Load to GVM	1	<b>C57-047 (A)</b>
<b>SHOCK ABSORBER</b>		
		
Heavy Duty Twin Tube Gas	2	<b>GS57-621</b>
<b>UNDER BODY BUSH KIT</b>		
		
Kit Includes Front & Rear Under Body Bushes		
Front Lower Control Arm: 2 x Front Bush 2 x Rear Bush		
Rear Control Arm: 2 x Upper Bush 4 x Lower Bush	1	<b>PB57-1252K</b>