









MAKE: MITSUBISHI **TYPE:** Pajero V7
MODEL: NM, NP (3.5L V6 & 3.2L Tdi) **YEAR:** 2000 on
 NS, NT (3.8L V6 & 3.2L Tdi)
DETAIL: SWB & LWB V78
 Station Wagon



MIT5-56

FRONT		QTY	PART NUMBER
 <p>COIL SPRING</p>			Price Code (if applicable) ↘
<p>Suits: SWB & LWB NM - NP 3.5L V6 NS - NT 3.8L V6</p>			
Linear Rate Standard Height (10mm Lift)	1	C43-122	(B)
Linear Rate Raised Height (45mm Lift) No Accessories Recommended	1	C43-124	(B)
Linear Rate Raised Height (45mm Lift) Extra Heavy Duty Up to 100Kg Accessories (Bull Bar and Winch)	1	C43-126	(C)
<p>Suits: SWB & LWB NM - NT 3.2L Tdi</p>			
Linear Rate Raised Height (40mm Lift) Up to 50Kg Accessories (Bull Bar OR Winch)	1	C43-126	(C)
Linear Rate Raised Height (40mm Lift) 50 - 110Kg Accessories (Bull Bar and Winch)	1	C43-144	(B)
 We recommend a wheel alignment be carried out after fitting springs			
<p>SHOCK ABSORBER</p> 			
Heavy Duty Twin Tube Gas	2	GS43-783	
<p>UNDER BODY BUSH KIT</p>  <p>See Rear Under Body Bush Kit</p>			

REAR		QTY	PART NUMBER
 <p>COIL SPRING</p>			Price Code (if applicable) ↘
<p>Suits: SWB</p>			
Linear Rate Standard Height (10mm Lift)	1	C43-123	(B)
Linear Rate Raised Height (45mm Lift) Medium Load to GVM Recommended	1	C43-191	(B)
Linear Rate Raised Height (50mm Lift) 200Kg to GVM	1	C43-125	(B)
<p>Suits: LWB</p>			
Linear Rate Standard Height (10mm Lift)	1	C43-189	(B)
Linear Rate Raised Height (50mm Lift) Medium Load to GVM Recommended	1	C43-125	(B)
Linear Rate Raised Height (45mm Lift) Extra Heavy Duty 180Kg to GVM	1	C43-193	(C)
Linear Rate Raised Height (45mm Lift) Extra Heavy Duty 250Kg to GVM	1	C43-195	(C)
Linear Rate Raised Height (45mm Lift) Extra Heavy Duty 400Kg to GVM	1	C43-197	(C)
 We recommend a wheel alignment be carried out after fitting springs			
<p>SHOCK ABSORBER</p> 			
Heavy Duty Twin Tube Gas	2	GS43-784	
<p>UNDER BODY BUSH KIT</p>  <p>Kit Includes Front & Rear Under Body Bushes</p>			
4 x Front Control Arm Lower Inner			
4 x Front Control Arm Upper Inner			
6 x Rear Control Arm Lower Inner & Outer			
4 x Rear Control Arm Upper Inner			
2 x Rear Toe Control Arm Inner			
2 x Rear Trailing Arm Lower Rear			
2 x Rear Trailing Arm Lower Front	1	PB43-1262K	